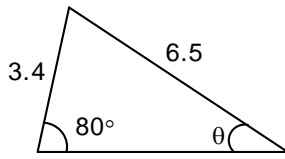
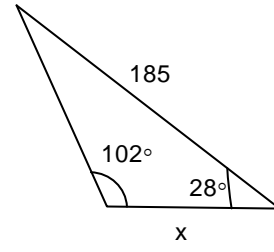


6) A 600 ft. guy wire is attached to the top of a tower. If the wire makes an angle of 65° with the ground, how tall is the tower?

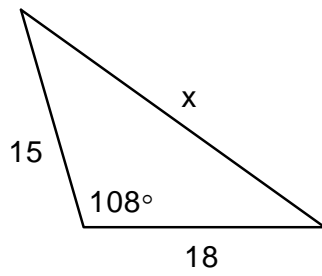
7) Find θ



8) Find x



9) Find x



10) Find θ

